

IKA

designed to work perfectly

EN



ELECTRIFYING

Passionately enabling chemists to create a better world since 1910.

From A to Z.

ELECTRASYN FLOW BY IKA.

ElectraSyn flow

/// Continuous flow electrosynthesis, maximum flexibility.

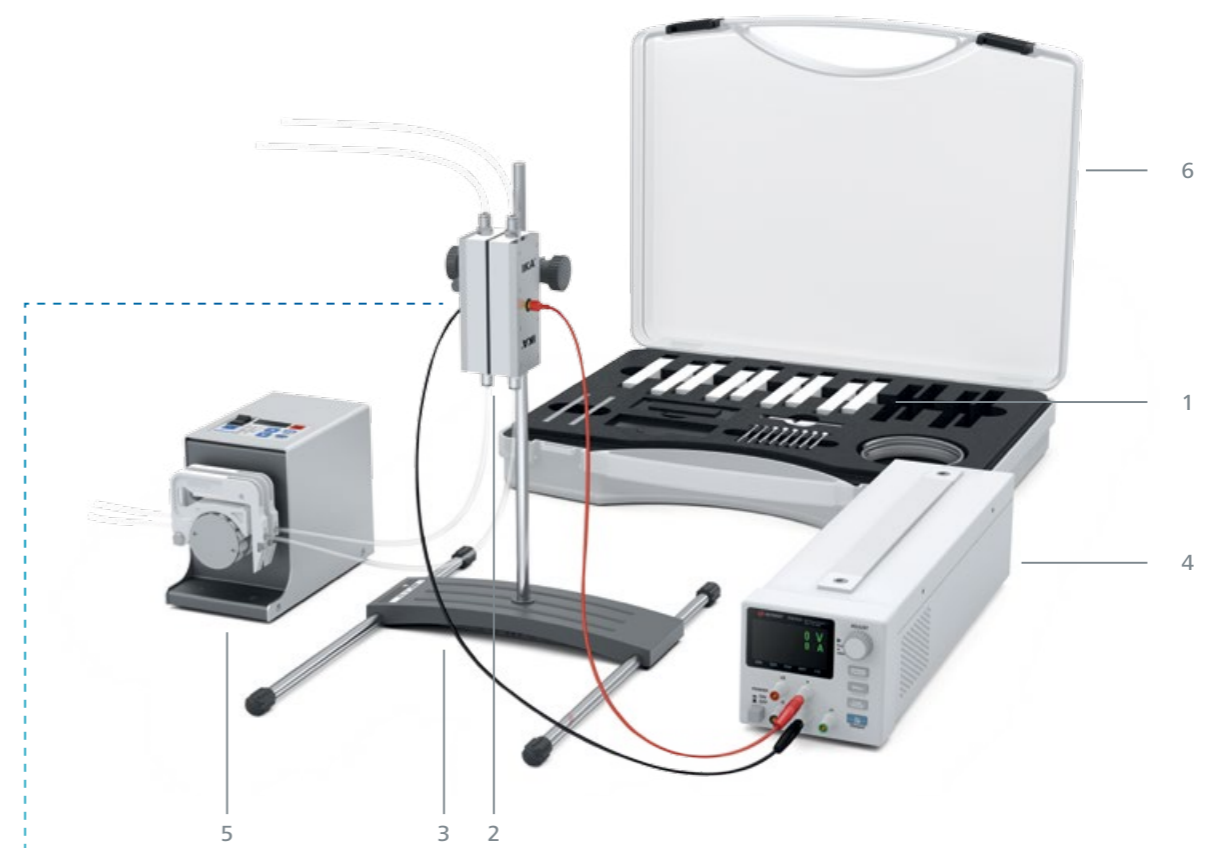
ElectraSyn flow basic is a system for continuous flow electrosynthesis. The heart of this system is the electrosynthesis flow cell – in short, ElectraSyn flow. It consists of two half cells, each equipped with an electrode. By combining similar and dissimilar half cells / electrodes, ElectraSyn flow provides maximum flexibility for research in the field of electrosynthesis. It also enables the laboratory scale production of a variety of products using electrosynthesis.



+ FEATURES OF THE ELECTRASYN FLOW BASIC AT A GLANCE

- › Complete system.
- › Nine combinable half cells.
- › Product recirculation capability.
- › Cell splitting by way of ion conducting membranes.
- › Continuously variable electrosynthesis current.
- › Compact modular system, ideal for R&D.

INDIVIDUAL COMPONENTS AND FURTHER ELECTRODE MATERIALS ARE AVAILABLE UPON REQUEST!



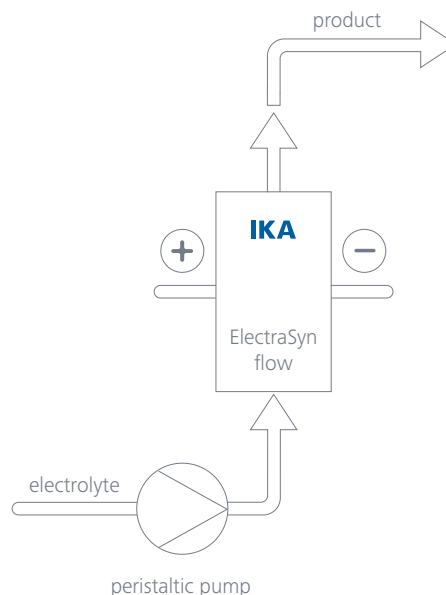
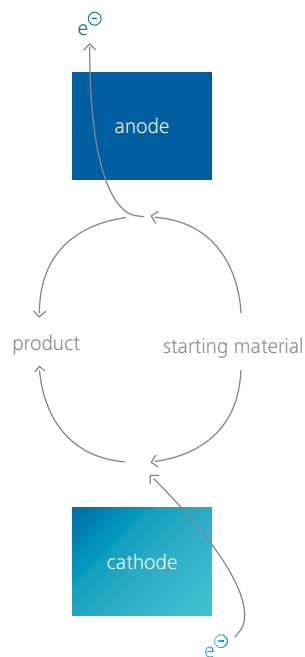
ElectraSyn flow basic and ElectraSyn flow eco

Ident no. 0020014266 |
 Ident no. 0020014267
\$ 9,900.00 |
\$ 7,800.00

PACKAGE INCLUDES

- 1 Nine half cells with accessories.
- 2 One nafion-membrane for cell splitting.
- 3 R 104 stand with cell holder and H44 boss head clamp.
- 4 Power supply adapter with cords.
- 5 Peristaltic pump with tubing.*
- 6 Practical carrying / storage case for small components.

* Should you already have a peristaltic pump, the ElectraSyn flow eco option can also be supplied without such a pump.



SETUP

ElectraSyn flow basic contains three flow cells with electrodes made of graphite, glassy / vitreous carbon and nickel. There are additional combinations possible: three half cells with copper, lead and lead-bronze (15 % Pb) electrodes are also available. The flow- and half cells along with all required tubings and power cords can be stored using the convenient carrying and storage case. In addition to the peristaltic pump, the scope of delivery includes a stand, as well as a power supply adapter.

HOW IT WORKS

The peristaltic pump transports the electrolyte through two flexible tubes to the flow cell. This is where the process of electrosynthesis takes place. Depending on the setup, the modular layout allows the operation of the flow electrolyser as either undivided or divided electrosynthesis cell. The even current running through the very narrowly arranged electrodes leads to ideal oxidation and reduction of substrates in electrodes – precisely according to the settings of the user.



TECHNICAL DATA

/// ElectraSyn flow basic, ident no. 0020014266 | ElectraSyn flow eco, ident no. 0020014267

Continuously adjustable power supply

Voltage	0 – 35 V (± 6 mV)
Current	0 – 1 A (± 50 µA)
Mains voltage	100, 115 or 230 V (50 Hz / 60Hz)

Peristaltic pump

Flow rate per tube	0.01 – 0.61 ml/min
Overall flow rate	0.02 – 1.22 ml/min
Inner tubing diameter	0.25 mm
Mains voltage	100 – 230 V (50 Hz / 60 Hz)

IKA Works, Inc.

2635 Northchase Pkwy SE, Wilmington, NC 28405-7419, USA
 Phone: +1 910 452 7059, Fax: +1 910 452 7693
 eMail: process@ikausa.com, Website: www.ikausa.com

Prices and technical specifications may be changed without prior notice. All prices are subject to VAT. Deliverable between 8 and 10 weeks after order placement.

